

Prepped Tooth Shade

It is important for us to receive the prepped tooth shade on all porcelain and lava cases to help us achieve the most esthetic outcome possible. We need to prep shade for two reasons, first is the underlying color of the tooth can affect our final outcome by what shows through from underneath. We may be dealing with a dark tooth that has been root canalled or discolored from tetracycline stain, we need to try and mask these so they don't show through. The other reason is to help us decide on ingot selection and coping thickness for the best results. You can use your regular shade guide or the Ivoclar stump shade guide to tell us the color of the prep shade. Thanks for helping us to make beautiful restorations for your patients.

Continuing Education

- IDSG/Affiliate Annual Meeting "Master: Adaptability, Agility and Value-add" in Tempe, AZ: Sheri Hamberlin, John Treasure, Josh Brizzee, Jeremy Wright, Steve Parks & Adam Hunter
- Lava Design 7 Training in St. Paul, MN: Brett Memmott
- Zirkonzahn Advanced Training in Norcross, GA: Adrian Eames
- Straumann CARES Visual 7.0 Training in Andover, MA: Steve Parks
- Straumann CARES In-House training with Troy Laird: Brett Memmott, Steve Parks
- Western States Conference Dental Lab Association Meeting in Reno, NV: Cresta Albertson, Jonathan Fleming, Clint Hall,

- MaryBeth Holverson
- AACD Annual Meeting in Washington D.C.: John Treasure
 - Dental Lab Owners Business Association Meeting in San Antonio, TX: Sheri Hamberlin
 - IDEA "Oral Stratified Build-up Technique with Jungo Endo in San Francisco, CA: Kathy Hanni
 - Frank Spear, DDS Implant Study Club through Dr. Ethan Moulton in Idaho Falls, ID: John Treasure, Steve Parks, Adam Hunter
 - Jay S. Smith. DDS Implant Study Club through Dr. Scott Blake in Idaho Falls, ID: John Treasure, Brett Memmott

New RX For Implant Cases

Thank you for your trust in us to fabricate your implant cases.

In an effort to improve our implants and streamline the information we need from you, we have come up with a new RX form.

This will allow you to be more involved in the design of the implant by providing your preferences on type of abutments, margin placement, and emergence profile.

Please include all of the detailed information asked for on the RX to help us design the perfect implant abutment and crown for your patients.

One of the most important aspects to insure success is to take an accurate impression of the implant, and the most accurate method is the open tray impression.

Feel free to call our implants specialists Brett and Steve with any questions.

Remember vote counts on November 6, 2012

President Ronald Regan wisely observed: "Freedom is a fragile thing and is never more than a generation away from extinction. It is not ours by inheritance; it must be fought for and defended constantly by each generation, for it comes only once to a people. Those who have known freedom, and then lost it, have never known it again."

"Impress upon children the truth that the exercise of the elective franchise is a social duty of as solemn a nature as man can be called to perform; that a man may not innocent-ly trifle with his vote; that every elector is a trustee as well for others as himself and that every measure he supports has an important bearing on the interests of others as well as on his own." [Daniel Webster, *The Works of Daniel Webster, Vol. II, p. 108, remarks made on Oct. 5, 1840.*]



3735 Washington Parkway
Idaho Falls, ID 83404
800-325-5244 208-524-1888
www.treasuredental.com



Treasure Dental Lab offers handcrafted work performed by our talented technicians in all the following areas:

ALL-PORCELAIN / COMPOSITE

- LAVA™ Hand Stack Crown/Bridge
- LAVA™ CZR Press Crown/Bridge
- LAVA™ CZR Press Inlays/Onlays
- Zirkonzahn Zirconia Crown/Bridge/Implant
- Authentic Veneer
- Authentic Crown
- Authentic Inlay/Onlay
- IPS e.max Veneers
- IPS e.max Crowns
- IPS e.max Inlays/Onlays
- IPS Empress Veneers
- IPS Empress Crowns
- IPS Empress Inlays/Onlays
- Noritake Refractory Veneer
- Sinfony Composite Inlay/Onlay
- Sinfony Composite Temporaries

PORCELAIN-TO-METAL

- Crown/Bridge
- High Noble Yellow Gold
- Precious High Noble Alloy
- Non-Precious Base (Tilite)
- Porcelain Margins

GOLD

- High Nobel 60% Yellow Gold
- High Nobel 40% White Gold
- High Nobel 77% Inlay/Onlay
- Noble Yellow/Rose Gold

IMPLANTS

DIGITAL IMPRESSIONS

- Itero by Cadent
- Lava COS by 3M

WE ARE PROUD TO BE A
"MADE IN AMERICA"
BUSINESS.

Treasured News Bites

Fall/Winter 2012

Custom Straumann CAD/CAM Abutments

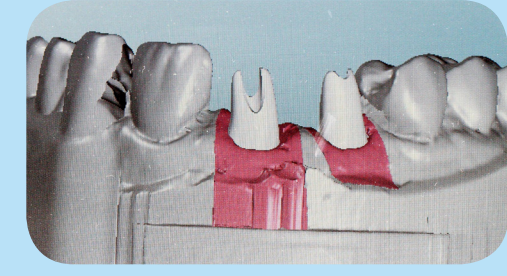
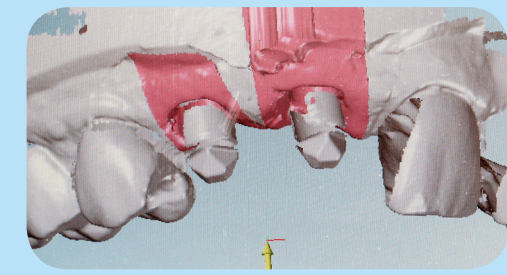
We are excited to announce our partnership with Straumann to be able to offer custom zirconium and titanium CAD/CAM implant abutments.

We felt Straumann's reputation for exceptional quality and precise

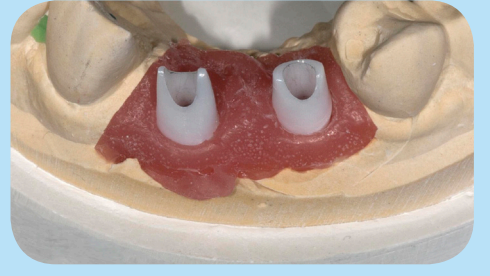
implant technology were a great fit with our companies' philosophy of providing the best products, along with the best esthetics, and exceptional customer service.

(Continued on Page 3)

CAD/CAM Generated Images



Images of Milled Abutments



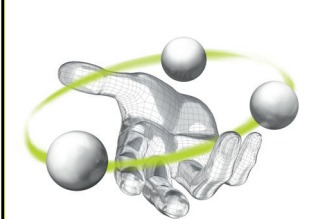
Cadent iTero Digital Impression for Implants

We have enjoyed working with iTero's digital impressions and are happy to report they have collaborated with Straumann to except digital impressions for implants.

This is made possible by using a scanbody that is screwed into the implant and scanned with the digital scanner, this allows for a more accurate model to be fabricated compared to a conventional impression.

Not only is it more comfortable for the patient, but it will simplify the process from start to finish with just one scan for the abutment and final restoration.

STRAUMANN® CARES®
DIGITAL SOLUTIONS



Nobel Full Cast Yellow Gold

In an effort to offer our dentists and your patients an affordable option to more expensive High Nobel full gold crowns, we are pleased to offer a new Nobel metal called Argenco Y+.

It is an economical full cast yellow gold. Argenco Y+ type III Nobel metal is composed of 2% gold, 34.9 % palladium, and 30% silver.

It provides both the dentist and the patient with a gold colored Nobel crown that is easy to adjust and polishes very similar to gold, and is still kind to the opposing dentition.

Patients love the warm gold color compared to the gray color of some other Nobel and base metals out there.

This is our way of helping



our customers by offering them a lower cost, high quality gold crowns.

Priced at \$165 and \$210 (technically advanced) it gives you more options to provide great restorations for your patients.

Welcome....

Nicole Clements who starting working part-time in the Model & Die Department in February of this year.

She has been a great addition to our lab and brings with her several years of experience in the dental field.

Congratulations

- Kathryn Hanni celebrated her 20 year milestone lab anniversary in June of 2012.
- Brett Memmott celebrated his 15 year milestone lab anniversary in July of 2012.
- Adam Hunter celebrated his 10 year milestone lab anniversary in April of 2012.
- Adrian Eames and Harley Izatt celebrated their 5 year lab anniversaries in April of 2012.
- Jeremy & Angie Wright celebrated the arrival of their twin baby boys, William & Samuel Wright on August 27, 2012.

Abutments

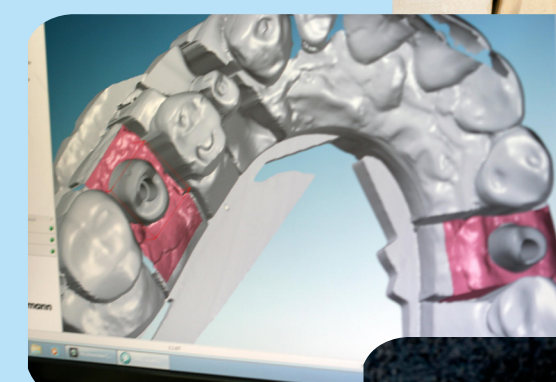
(Continued from Page 1)

Custom CAD/CAM generated abutments are virtually designed in our lab by our implant specialists that are properly trained and are certified dental technicians. These digital files are then sent to Straumann where they custom mill the abutments to a precise fit.

The benefits of a CAD/CAM abutment are:

- Patient specific abutments for all positions in the mouth from single units to full arch restorations
- Anatomically correct abutment design; we make it look like a natural prepared tooth
- Better emergence profile for improved soft tissue support
- Optimal margin placement to make cement cleanup easier and maintain proper biological width
- Optimal support and retention of the final restoration
- Zirconium abutments to help in thin tissue areas to give a white root color instead of the unaesthetic look of gray
- Zirconium abutments to allow use of all porcelain restorations like emax, empress, authentic. We put a layer of porcelain on the abutment to make it so we can etch it and you can bond the restoration in place
- Parallel abutments for splinted crowns or bridges.

Custom Titanium Milled Abutments



straumann®